

Energy performance certificate (EPC)

29a Westonfields
Albury
GUILDFORD
GU5 9AR

Energy rating

C

Valid until: 4 May 2033

Certificate number: 0360-2915-6250 -2507-6661

Property type

Top-floor flat

Total floor area

64 square metres

Rules on letting this property

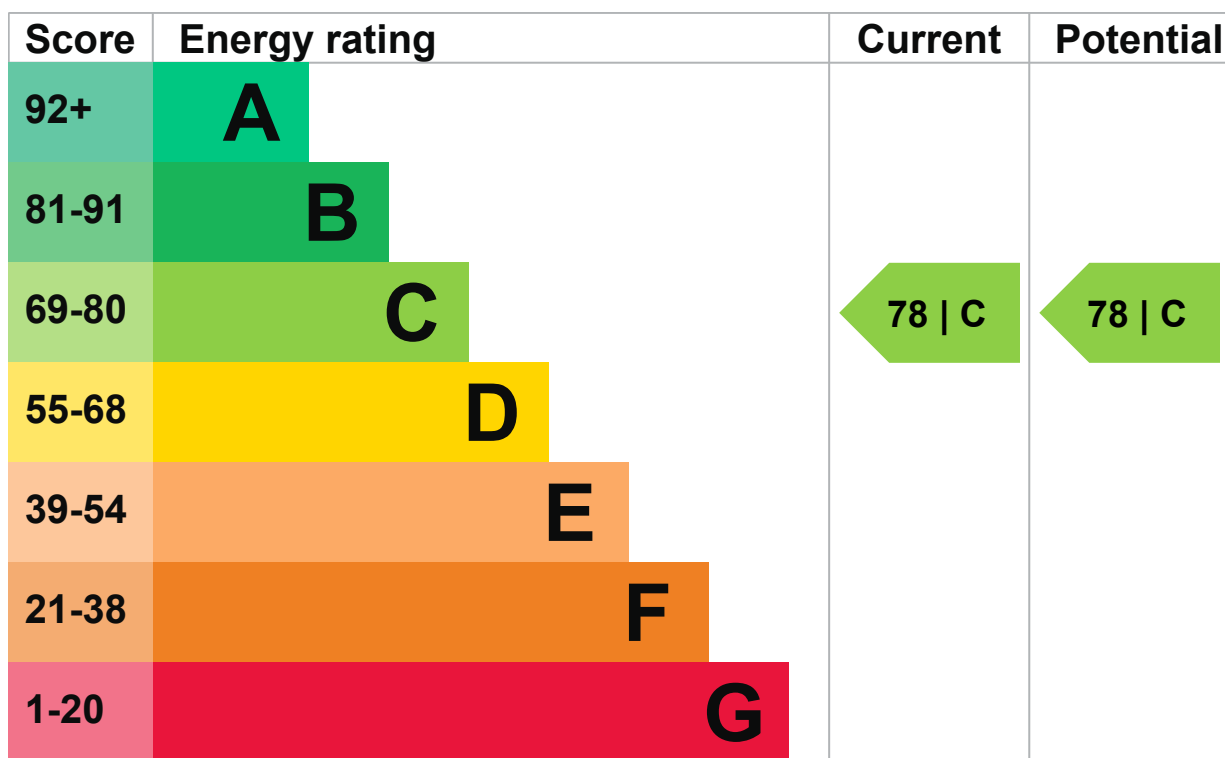
Properties can be let if they have an energy rating from A to E.

You can read [guidance for landlords on the regulations and exemptions \(https://www.gov.uk/guidance/domestic-private-rented-property-minimum-energy-efficiency-standard-landlord-guidance\)](https://www.gov.uk/guidance/domestic-private-rented-property-minimum-energy-efficiency-standard-landlord-guidance).

Energy efficiency rating for this property

This property's current energy rating is C. It has the potential to be C.

[See how to improve this property's energy performance.](#)



The graph shows this property's current and potential energy rating.

Properties get a rating from A (best) to G (worst) and a score. The better the rating and score, the lower your energy bills are likely to be.

For properties in England and Wales:

- the average energy rating is D
- the average energy score is 60

Breakdown of property's energy performance

This section shows the energy performance for features of this property. The assessment does not consider the condition of a feature and how well it is working.

Each feature is assessed as one of the following:

- very good (most efficient)
- good
- average
- poor
- very poor (least efficient)

When the description says "assumed", it means that the feature could not be inspected and an assumption has been made based on the property's age and type.

Feature	Description	Rating
Wall	Cavity wall, filled cavity	Average
Roof	Pitched, 300 mm loft insulation	Very good
Window	Fully double glazed	Good

Feature	Description	Rating
Main heating	Boiler and radiators, mains gas	Good
Main heating control	Programmer, room thermostat and TRVs	Good
Hot water	From main system	Good
Lighting	Low energy lighting in all fixed outlets	Very good
Floor	(another dwelling below)	N/A
Secondary heating	None	N/A

Primary energy use

The primary energy use for this property per year is 136 kilowatt hours per square metre (kWh/m²).

► [What is primary energy use?](#)

Environmental impact of this property

This property's current environmental impact rating is C. It has the potential to be C.

Properties get a rating from A (best) to G (worst) on how much carbon dioxide (CO₂) they produce each year. CO₂ harms the environment.

An average household produces

6 tonnes of CO₂

This property produces

1.5 tonnes of CO₂

This property's potential production

1.5 tonnes of CO₂

You could improve this property's CO₂ emissions by making the suggested changes. This will help to protect the environment.

Environmental impact ratings are based on assumptions about average occupancy and energy use. They may not reflect how energy is consumed by the people living at the property.

Improve this property's energy rating

The assessor did not make any recommendations for this property.

[Simple Energy Advice has guidance on improving a property's energy use. \(https://www.simpleenergyadvice.org.uk/\)](https://www.simpleenergyadvice.org.uk/)

Paying for energy improvements

You might be able to get a grant from the [Boiler Upgrade Scheme \(https://www.gov.uk/apply-boiler-upgrade-scheme\)](https://www.gov.uk/apply-boiler-upgrade-scheme). This will help you buy a more efficient, low carbon heating system for this property.

Estimated energy use and potential savings

Based on average energy costs when this EPC was created:

Estimated yearly energy cost for this property

£857

Potential saving if you complete every step in order

£0

The estimated cost shows how much the average household would spend in this property for heating, lighting and hot water. It is not based on how energy is used by the people living at the property.

Heating use in this property

Heating a property usually makes up the majority of energy costs.

Estimated energy used to heat this property

Type of heating	Estimated energy used
Space heating	3681 kWh per year
Water heating	1713 kWh per year

Potential energy savings by installing insulation

The assessor did not find any opportunities to save energy by installing insulation in this property.

Saving energy in this property

[Find ways to save energy in your home.](#)

Contacting the assessor and accreditation scheme

This EPC was created by a qualified energy assessor.

If you are unhappy about your property's energy assessment or certificate, you can complain to the assessor directly.

If you are still unhappy after contacting the assessor, you should contact the assessor's accreditation scheme.

Accreditation schemes are appointed by the government to ensure that assessors are qualified to carry out EPC assessments.

Assessor contact details

Assessor's name

Lee King

Telephone

07984488721 

Email

lee@epcsouthern.co.uk

Accreditation scheme contact details


Accreditation scheme

Elmhurst Energy Systems Ltd

Assessor ID

EES/024242

Telephone

01455 883 250 

Email

enquiries@elmhurstenergy.co.uk

Assessment details

Assessor's declaration

No related party

Date of assessment


5 May 2023

Date of certificate

5 May 2023

Type of assessment

Other certificates for this property

If you are aware of previous certificates for this property and they are not listed here, please contact us at dluhc.digital-services@levellingup.gov.uk or call our helpdesk on [020 3829 0748](tel:02038290748)  (Monday to Friday, 9am to 5pm).

Certificate number

[8882-7522-0379-7304-6906 \(/energy-certificate/8882-7522-0379-7304-6906\)](/energy-certificate/8882-7522-0379-7304-6906) 

Expired on

3 December 2022
